

# iGenPod Classroom Activities

Student's Guide

Money Management

## Financial Literacy





## Overview:

In this lesson students explore the concept of money

## Activity Duration:

1 hour

## Objective

Students will

- Understand the concept of money
- Understand why money is required to buy something

## Materials:

- Generating solutions in a group: [https://www.youtube.com/watch?v=Jd1RO1-2cJ8&ab\\_channel=iGenPod](https://www.youtube.com/watch?v=Jd1RO1-2cJ8&ab_channel=iGenPod)
- Ask kids to get 4 coins each of Rupee 1,2,5, 10



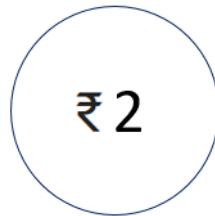







## Activity Vocabulary

- Money: a current medium of exchange in the form of coins and banknotes
- Buy: obtain in exchange for payment



## Directions





- Colour and cut out your own play money





## Directions



- Colour and cut out your own play money





## Directions

Colour the picture of the toy that costs money






## Directions

Circle the correct answer for each question

1. Do you need money to buy snacks at the grocery store?
  - a. Yes
  - b. No
2. Do you need money to buy toys?
  - a. Yes
  - b. No
3. I have three, 2 Rs coin. I can buy



4. I have 10 Rs, what can I buy




5. Do you need money to buy milk?
  - a. Yes
  - b. No



## Directions

Now that you have coloured and cut out the currency notes from page 1. It's time to go for shopping. You need to pay for the items listed below by pasting the currency in the table:



Paste your currency here



Paste your currency here



Paste your currency here



Paste your currency here



Paste your currency here



Paste your currency here